

Budget Summary 2024/25

Revenue Budget 2024/25

Medium Term Financial Plan 2024/25 to 2026/27

Capital Programme to 2033/34

DRAFT

All figures and charts are subject to adjustments to reflect the final settlement and final budget decisions

Contents

	Page		Page
Introduction	3 to 4	Capital Programme to 2032/33	26 to 32
		Introduction	
		Summary of Departmental Spending & Resources	
Medium Term Financial Planning	5 to 7	Adult Social Care	
		Business Services	
		Children's Services	
		Communities Economy and Transport	
Resources	8 to 10		
Funding / spending power			
Council Tax in East Sussex TO FOLLOW			
Specific and Special Grant Funding			
		Reserve balances	33
Revenue Budget Summary	11 to 17	Explanation of key terms	34
ESCC Budget			
Gross Budget to Net Budget			
Gross & Net Revenue Budgets Charts			
Budget Changes 2023/24 to 2024/25			
Subjective Analysis			
Revenue Budgets	18 to 25		
Adult Social Care			
Public Health			
Business Services / Orbis			
Children's Services			
Communities Economy and Transport			
Governance Services			

Further information can also be obtained from our website:
eastsussex.gov.uk

or by writing to:

Ian Gutsell

Chief Finance Officer

East Sussex County Council

County Hall, St Anne's Crescent

Lewes

East Sussex BN7 1UE

or by email to:

finance@eastsussex.gov.uk

Chief Finance Officer's Foreword

Introduction

This budget summary provides detail on the 2024/25 revenue budget and the Capital Programme to 2033/34. It gives analysis of expenditure by type and also by accountability, along with detail of our resources to finance that expenditure. The summary provides a useful source of information for Council officers, elected members and the public alike.

The 2024/25 Approved Budget

In 2024/25 the Council (including schools) will spend £552.4m to deliver services to the people of East Sussex, with a further £98.1m of investment in infrastructure and assets through its capital programme. The Council's stated priorities outcomes are:-

- Driving Sustainable Economic Growth;
- Helping people to help themselves;
- Keeping vulnerable people safe; and
- Making the best use of resources in the short and long term.

Revenue Budget

At the Autumn Statement November 2023, no funding was announced for upper tier local authorities beyond what had been previously published. As widely expected the Provisional Local Government Settlement, published on 18 December 2023, did not announce anything that significantly improved the Council's financial position for 2024/25. Allocations of grants were confirmed and have been factored into the MTFP, leaving a deficit position of £14.3m in 2024/25, which will be balanced through use of the Financial Management reserve. The uncertainty of future funding continues as the settlement was once again for one year only. In setting the balanced budget for 2024/25, no additional savings to those identified in previous years have been sought.

In setting a balanced budget for 2024/25, there still remains an deficit on the MTFP of £61.8m by 2026/27. There remain significant uncertainties which may have an impact:

- What will be the announcement of Funding Reform when implemented?
- What will happen with regard to the Business Rates system, particularly as Business Rates Retention seems to be off the table?
- What will be the impact of the General Election, due within the next 12 months?
- How long will inflation remain comparatively high and what impact will this have on services?
- What financial impact will the reforms to Adult Social Care and Children's Services have in the coming years?
- What pressures will arise as the climate change agenda moves forward?
- What are long term implications of the pandemic?

Chief Finance Officer's Foreword (cont'd)

Capital Programme

The planned programme aligned to the Capital Strategy to 2044/45 has been reviewed and extended to maintain a 10 year planned programme. Work has been completed to reset priorities and present realigned targeted basic need capital investment to maintain capital assets, deliver core services to the residents of East Sussex, as well as to support carbon reduction targets.

The programme to 2033/34 is £837.7m gross. The projected income to fund the programme is £454.4m, leaving a potential borrowing requirement of £383.3m.

Ian Gutsell

Chief Finance Officer

February 2024

Medium Term Financial Planning

DRAFT

£'m	2023/24 Budget	2024/25 Estimate	2025/26 Estimate	2026/27 Estimate
TAXATION & GOVERNMENT FUNDING		(501.302)	(538.102)	(546.531)
Council Tax	(337.353)	(14.662)	(9.515)	(13.483)
Adult Social Care Precept	(14.475)	(7.060)		
Business Rates (Inclusive of BR Pooling in 2022/23)	(94.946)	(7.523)	0.601	(1.598)
Social Care Grant	(38.557)	(6.836)		
ASC Market Sustainability and Improvement Grant	(6.055)	(5.257)		
Services Grant	(2.916)	2.438		
Revenue Support Grant	(4.076)	(0.270)	(0.069)	(0.063)
Local Council Tax Support Grant 2021/22	(2.114)	2.114		
Local Tax Income Guarantee for 2020/21	(0.459)	0.459		
New Homes Bonus	(0.351)	(0.203)	0.554	
TOTAL TAXATION & GOVERNMENT FUNDING	(501.302)	(538.102)	(546.531)	(561.675)
SERVICE PLAN				
Service Expenditure	396.461	457.488	515.467	545.334
Inflation				
Contractual inflation (contract specific)	5.140	4.393	1.354	1.000
Normal inflation for contracts	30.405	12.207	12.004	12.676
Allocation of 2021/22 pay award to service departments	2.428			
Allocation of 2022/23 pay award to service departments	8.544			
Allocation of 2023/24 pay award to service departments		7.752		
Allocation of 2023/24 pensions increase to services		2.649		
Adult Social Care				
Better Care Fund - Discharge Funding	(3.053)	(2.035)	5.088	
Better Care Fund - Discharge Funding New Burdens	3.053	2.035	(5.088)	
Growth & Demography	3.413	3.917	3.917	3.917
Future demand modelling net of attrition (Covid-related)	1.133	(0.365)		
Market Sustainability and Fair Cost of Care (MSFCC) Fund	1.745			
MSFCC Fund Pressures	(1.745)			
MFSCC - Support for New Burdens (from precept)	(3.149)			
Independent Living Fund rolled into Social Care Grant	0.956			
Voluntary Sector, Community Hubs, Shielded Group	0.440			
Pressures approved via protocol		8.782	4.641	0.580
Children's Services				
Growth & Demography (G&D)	51.760	0.973	0.808	0.808

Medium Term Financial Planning

DRAFT

£'m	2023/24 Budget	2024/25 Estimate	2025/26 Estimate	2026/27 Estimate
Looked After Children Placements Covid-related	(0.872)	(0.347)	(1.758)	
Covid Grant Funding for Looked After Children Placements	0.077	(0.442)	1.758	
Financial Sustainability ex. G&D and Covid LAC				
School Attendance (new duty)	1.500			
Home to School Transport (incl. approved pressures)	4.021		0.000	
Family Safeguarding (Appendix 10)	0.316	(0.194)	(2.075)	(3.533)
Net Operational Pressures incl. Careleavers and Locality	2.285		0.475	2.929
Pressures approved via protocol in previous years	0.282	0.124		
Pressures approved via protocol		24.643	4.681	6.268
Reprofile of Public Health investment		(2.420)	0.459	(0.586)
Communities, Environment & Transport				
Waste PFI Efficiencies	(0.100)			
Waste Housing Growth	0.190	0.265	0.355	0.388
Waste PFI additional income		(3.000)	3.000	
Support to Economic Development	(0.055)			
Highways Contract Mobilisation	2.313	(2.313)		
Highways Contract Mobilisation – Reserve Contribution	(0.817)	0.817		
Pressures approved via protocol in previous years	0.815	(0.800)		
Pressures approved via protocol		0.753	0.100	(0.305)
Business Services				
Pressures approved via protocol in previous years	0.551	(0.078)		
Modernising Back Office Systems (MBOS)		0.386		
Pressures approved via protocol		0.403		
Governance Services				
Pressures approved via protocol	0.425	0.567	0.148	
Savings				
Temporary mitigations to savings	(0.100)			
Removal of CET Trading Standards Saving	0.100			
Savings Slippage	(1.347)			
Review of BSD Savings Options	0.373	(0.693)		
Net Service Expenditure	457.488	515.467	545.334	569.476
Corporate Expenditure		43.814	36.979	46.519
Treasury Management	13.930	(2.850)	4.600	2.500
General Contingency	4.880	0.390	0.040	0.120
Contingency for Potential Pay, Recruitment and Retention	1.283	(3.343)	4.870	4.852

Medium Term Financial Planning

DRAFT

£'m	2023/24 Budget	2024/25 Estimate	2025/26 Estimate	2026/27 Estimate
National Insurance 1.25% Increase	0.000	0.000	0.000	0.000
Inflation risk provision	2.972	3.245	0.017	0.019
Provision for Energy Price Increase	1.300	(1.300)	0.000	0.000
Pensions	8.023	(3.149)	0.000	0.000
Apprenticeship Levy	0.600			
Movement in Reserves	(0.144)	0.144	0.000	0.000
Levies & Grants	0.970	0.028	0.013	0.014
TOTAL CORPORATE EXPENDITURE	43.814	36.979	46.519	54.024
TOTAL PLANNED EXPENDITURE	501.302	552.446	591.853	623.500
CUMULATIVE DEFICIT/(SURPLUS)	0.000	14.344	45.322	61.825
One-off Use of Financial Management Reserve 2024/25		(14.344)		
ANNUAL DEFICIT/(SURPLUS)	0.000	0.000	45.322	16.503

Resources - funding / core spending power

Settlement Funding Assessment (SFA) 2024/25

The SFA represents the general funding level provided by Government to local authorities. For only the fifth time since the introduction of current formula in 2013/14, Government funding to local authority services has increased. For 2024/25, the increase in SFA is £3.092m or 3.77%. The change from 2023/24 includes inflationary increases to both the Baseline Funding Level and the Revenue Support Grant.

Settlement Funding Assessment (SFA):

Funding	2023/24	2024/25	1 year change	1 year change
	£'000	£'000	£'000	%
Business Rates Retention	13,043	13,438	395	3.03%
Business Rates Top-up	64,831	67,258	2,427	3.74%
Total Business Rates (Baseline Funding Level)	77,873	80,696	2,823	3.62%
Revenue Support Grant (RSG)	4,076	4,346	270	6.62%
Total - ESCC	81,950	85,042	3,092	3.77%

(NB: this data comes from DLUHC and therefore there may be rounding differences)

Business rates retention is based on the Government's national assessment of business rate yield. The Council's budget for business rates retention reflects its 9% share of locally collected business rates from information provided by the District and Borough Councils at set points in time.

Resources - funding / core spending power

Core Spending Power

Core Spending Power represents the Government's assessment of the funding they provide to us. It includes their assumptions on growth and inflation. The calculation is designed to give their view as to how local authority spending is changing overall.

The table below details changes to the County Council's Spending Power for 2015/16 to 2024/25; 2024/25 reflecting a one-year settlement only (NB: this data comes from DLUHC and therefore there may be rounding differences)

Core Spending Power	2015/16	2016/17	2017/18	2018/19	2019/20	2020/21	2021/22	2022/23	2023/24	2024/25	Change from 2015/16	
	£'000	£'000	£'000	£'000	£'000	£'000	£'000	£'000	£'000	£'000	£'000	%
<i>Business Rates retention</i>	11,302	11,396	11,462	11,855	34,939	12,291	12,291	12,291	13,043	13,438	2,136	18.9%
<i>Business Rates Top-Up</i>	56,828	57,302	58,638	60,351	42,413	62,773	62,773	62,773	64,831	67,258	10,430	18.4%
<i>Revenue Support Grant</i>	68,875	45,107	26,727	14,966		3,548	3,568	3,687	4,076	4,346	-64,529	-93.7%
Settlement Funding Assessment	137,005	113,805	96,827	87,172	77,352	78,612	78,632	78,752	81,950	85,042	-51,963	-37.9%
Compensation for business rates capping	994	994	1,053	1,655	2,407	3,009	3,911	7,672	13,265	16,344	15,350	1544.9%
Council Tax	227,221	242,632	257,380	276,720	287,676	300,874	310,355	327,722	348,789	368,686	141,466	62.3%
Improved Better Care Fund			11,313	15,157	18,551	21,136	21,136	21,777	21,777	21,777	21,777	
New Homes Bonus	2,275	2,720	2,078	1,231	886	761	505	816	351	554	-1,721	-75.6%
New Homes Bonus returned funding	222	159	168								-222	-100.0%
Transition Grant		2,704	2,696									
Adult Social Care Support Grant			2,597	1,616								
Winter pressures Grant ¹				2,586	2,586							
Social Care Support Grant ²					4,417							
Social Care Grant ³						14,631	17,083	23,674	38,557	45,393	45,393	
Market Sustainability and Fair Cost of Care Fund ³								1,745				
Adult Social Care Market Sustainability and Improvement Fund									6,055	11,312	11,312	
Adult Social Care Discharge Fund									3,053	5,088	5,088	
Services Grant								5,175	3,036	478	478	
Grants rolled in ⁴	832	1,053	1,018	986	956	956	956	971	3,932		-832	
ESCC Core Spending Power	368,547	364,065	375,131	387,122	394,831	419,979	432,578	468,303	520,764	554,674	186,127	50.5%

¹ For 2020-21, Winter Pressures Grant allocations were rolled into the Improved Better Care Fund, and no longer ringfenced.

² For 2020-21, Social Care Support Grant allocations were rolled into the Social Care Grant.

³ For 2023-24, Market Sustainability and Fair Cost of Care Fund allocations were rolled into the ASC Market Sustainability and Improvement Fund.

⁴ For 2024-25, Market Sustainability and Improvement Fund Workforce Fund has been rolled into the ASC Market Sustainability and Improvement Fund

For the Council, last years Spending Power calculation showed that spending would increase by £145.4m or 39.5% in the 8 years since 2015/16, which has since revised to £152.2m or 41.3%. This year's calculation suggests an increase in Spending Power of £186.1m or 50.5% since 2015/16. The increase includes Government's assumption that the Council will take up the maximum allowance to increase Council Tax by 4.99% in 2024/25, which includes an adult social care precept at 2.0%. The increase also includes increases to the Social Care Grant and other grants to support social care and hospital discharge, together with the continuation of the Services Grant at a reduced level.

The Government revises this measure each year, the combination of additional inclusions and changes to Core Spending Power mean the Government's presentation of Core Spending Power may lead to public confusion with regards to the County Council's financial position.

Direct impact on County Council Services

	Rebased Budget 2023/24 £'000	Estimate 2024/25 £'000	Change £'000
Adult Social Care/Public Health			
Public Health Grant	29,801	30,196	395
DoH ADDER Grant	1,350	1,350	0
Improved Better Care Fund (IBCF)	21,777	21,777	0
Discharge Funding (administered via IBCF)	3,053	5,068	2,015
Local Reform and Community Voices Grant - War Pensions scheme disregard	218	218	0
Local Reform and Community Voices Grant	361	361	0
DWP Resource Management	5	5	0
	56,565	58,975	2,410
Children's Services			
Troubled Families Grant	1,851	1,651	(200)
Unaccompanied Asylum Seeking Children (UASC)	2,920	2,920	0
Extended Rights to Free Transportation	714	875	161
Staying Put	270	270	0
Youth Offending Team Grant - Core	457	530	73
Youth Offending Team Grant - Secure Remand	197	53	(144)
School Improvement grant	217	217	0
Hastings Opportunity Area Fund	0	0	0
DfE 18+ Care Leavers Service	81	81	0
KS2 moderation and phonics	18	18	0
Homelessness Prevention	47	35	(12)
Multiply Adult Numeracy	878	880	2
Virtual School Heads	67	67	0
	7,717	7,597	(120)
Communities Economy and Transport			
PFI Grant - Waste	2,996	2,996	0
Transport of the South East	2,065	2,065	0
Bus Service Improvement Plan	9,503	6,622	(2,881)
Bus Service Operators Grant	443	443	0
DEFRA - Area of Outstanding Natural Beauty High Weald	1,318	2,065	747
Bikeability Grant for Local Highway Authorities	164	217	53
National Trail grant	0	43	43
Biodiversity Net Gain and Local Nature Recovery Strategie:	0	93	93
	16,489	14,544	(1,945)
Business Services			
PFI Grant - Peacehaven Schools	1,759	1,759	0
Homes for Ukraine	16	0	(16)
	1,775	1,759	(16)
Centrally Held items			
Inshore Fisheries Conservation Authorities Grant	58	58	0
MHCLG New Burdens grant	12	12	0
	70	70	0
Total Direct Impact	82,616	82,945	329

Indirect impact - where the Council passports funds to schools/other organisations

	Rebased Budget 2023/24 £'000	Estimate 2024/25 £'000
Children's Services		
Dedicated Schools Grant	254,190	254,867
Pupil Premium Grant	9,273	9,273
Teachers Pension Grant	46	110
Universal Infant Free School Meals	3,119	3,119
PE and Sport Grant	1,836	1,836
Teachers Pay Grant	0	2,015
Higher Education Funding Council grant	612	602
Ukraine Funding	782	782
Early Careers Framework	163	163
Mentor Back Fill	102	102
Mainstream School Additional	5,207	5,207
NQT Education Recovery	13	13
	275,343	278,089

Communities Economy and Transport

Skills Funding Agency	564	564
Community Learning	202	202

Total Indirect Impact	276,109	278,855
------------------------------	----------------	----------------

Grant Funding Summary

Government Specific and Special Grants		
Total Direct Impact	82,616	82,945
Total Indirect Impact	276,109	278,855
	358,725	361,800
Total	358,725	361,800

Summary by department

Adult Social Care/Public Health	56,565	58,975
Children's Services	283,060	285,686
Communities Economy and Transport	17,255	15,310
Governance Services	0	0
Business Services	1,775	1,759
	358,655	361,730
Corporate items	70	70
	358,725	361,800
Total	358,725	361,800

(please note, at this stage not all grants are confirmed)

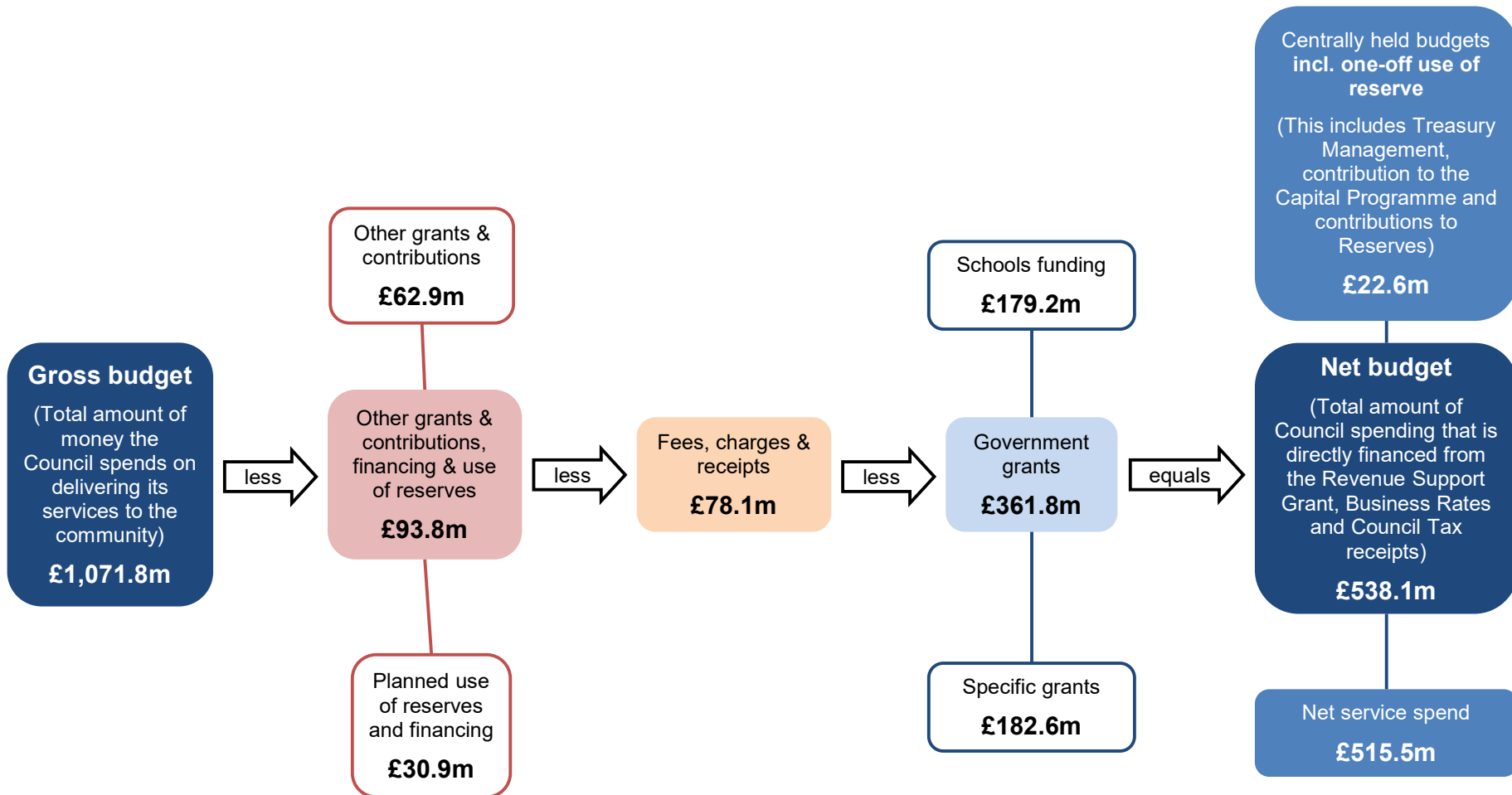
Revenue Budget Summary 2024/25

DRAFT

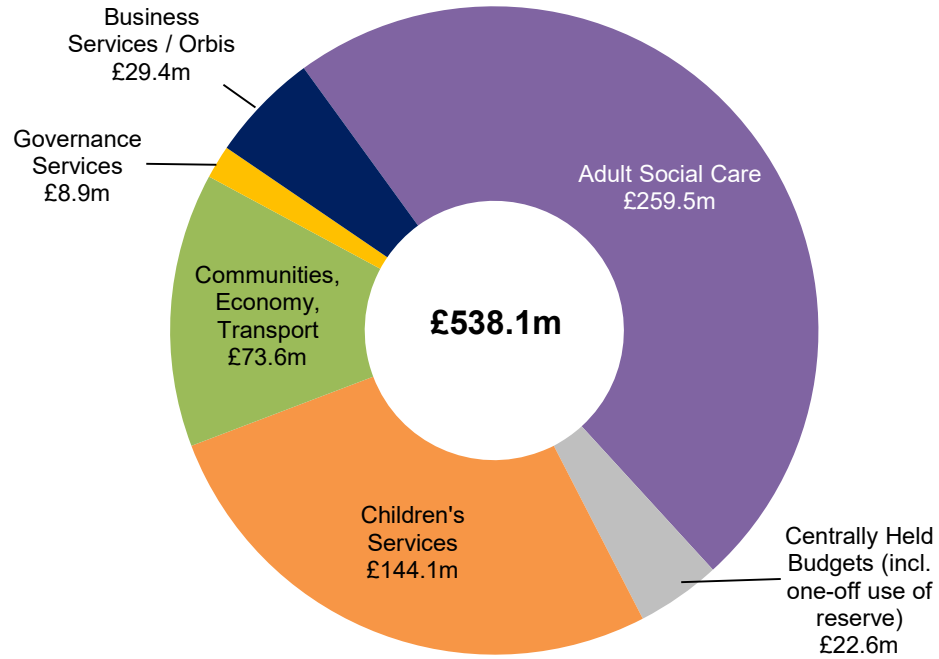
ESCC Budget	2023/24 Budget £000	2024/25 Budget £000	Change £000	%
Gross Expenditure	988,505	1,071,840	83,335	8.43%
Less:				
Fees, Charges & Receipts	(65,621)	(78,079)	(12,458)	
Specific Government Grants	(335,093)	(361,800)	(26,707)	
Financing and Planned use of reserves	(15,919)	(30,919)	(15,000)	
Other grants and contributions	(70,426)	(62,940)	7,486	
Net Expenditure	501,446	538,102	36,656	7.31%
Made up of:-				
Net Service Expenditure	457,488	515,467	57,979	12.67%
Treasury Management	13,930	11,080		
General Contingency	4,880	5,270		
Contingency for Potential Pay, Recruitment and Retention	11,283	7,940		
Contract inflation and collection fund risk	2,972	6,217		
Provision for Energy Price Increase	1,300	0		
Pensions	8,023	4,874		
Apprenticeship Levy	600	600		
Levies and Grants	970	998		
One-off use of Financial Management Reserve		(14,344)		
Net corporate expenditure	43,958	22,635	(21,323)	-48.51%
Net Budget	501,446	538,102	36,656	7.31%
Funded by:-				
Business Rates (Inclusive of BR Pooling in 2021/22 & 2022/23)	(95,090)	(102,469)		
Social Care Grants	(44,612)	(56,705)		
Services Grant	(2,916)	(478)		
Revenue Support Grant	(4,076)	(4,346)		
Local Council Tax Support Grant 2021/22	(2,114)			
Local Tax Income Guarantee for 2020/21	(459)			
New Homes Bonus	(351)	(554)		
Collection Fund Adjustment	1,248	1,443		
Collection Fund Council Tax (Surplus)/Deficit	(4,287)	(3,993)		
Funding Other Than Council Tax	(152,657)	(167,102)	(14,445)	9.46%
Council Tax Requirement	348,789	371,000		
Taxbase: Number of "Band D" equivalent dwellings	205,921.2	208,625.0		
Band D Council Tax	£1,693.80	£1,778.31	£84.51	4.99%

Revenue Budget Summary 2024/25 - gross budget to net budget

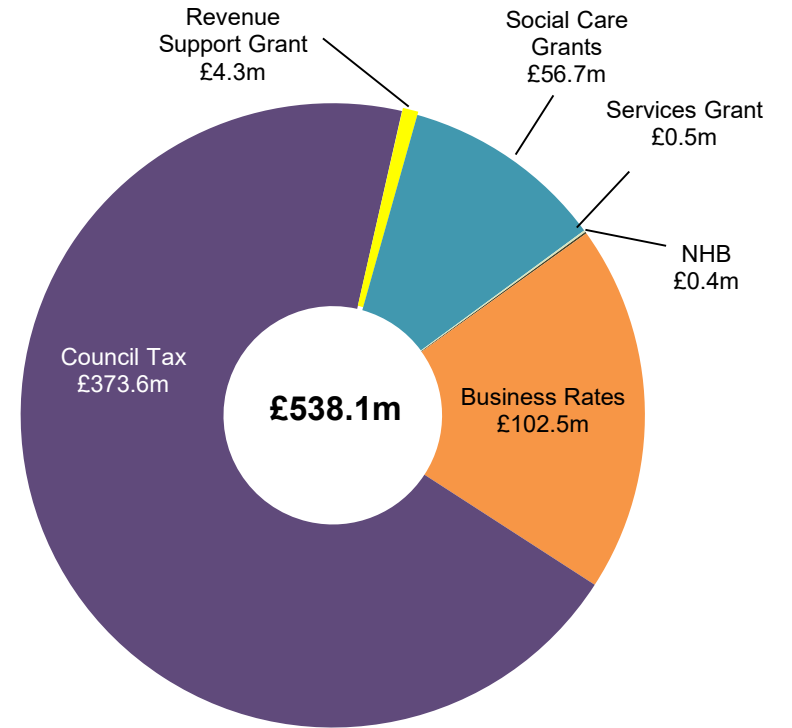
DRAFT

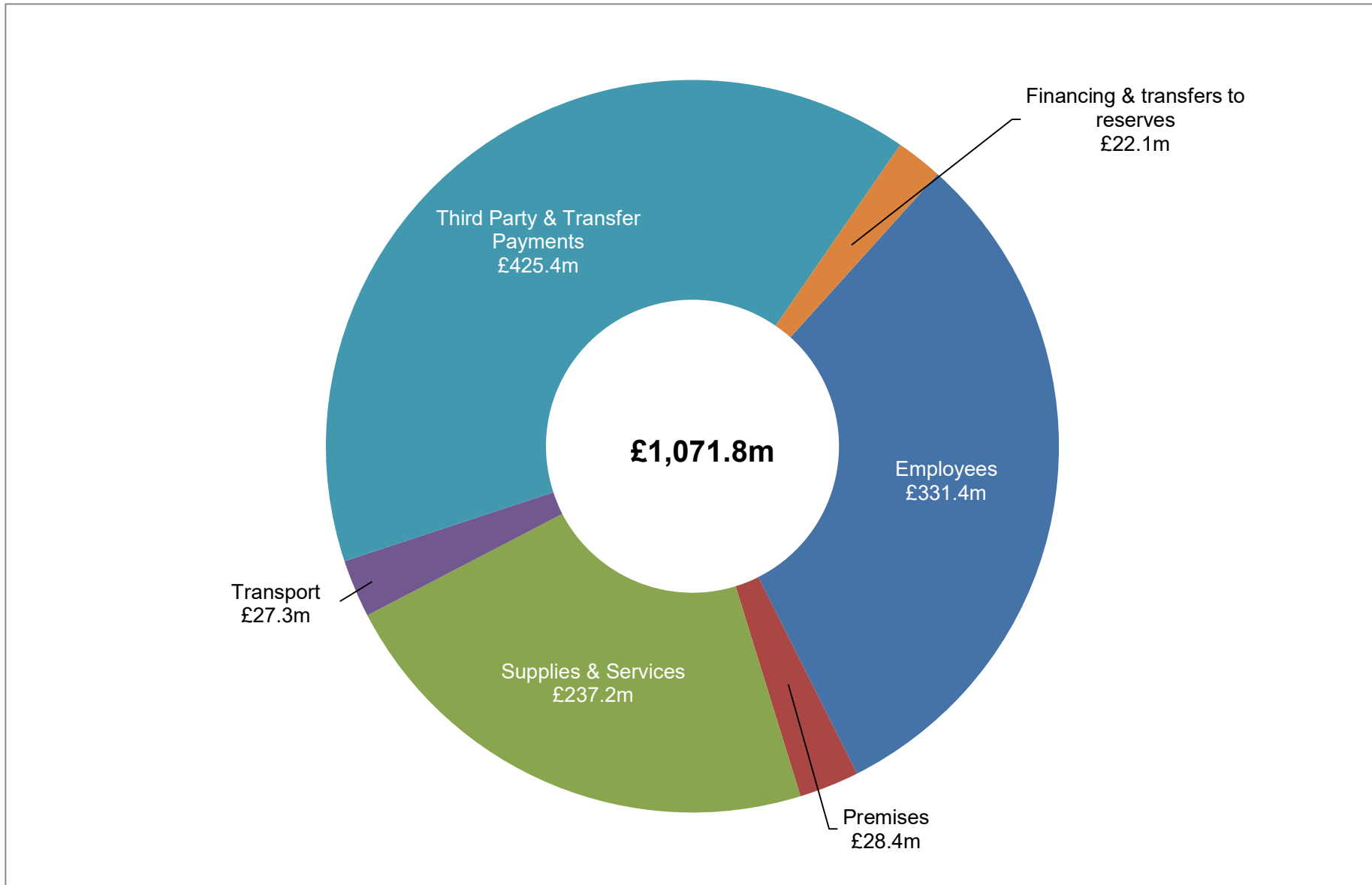


How we will spend your money (net)

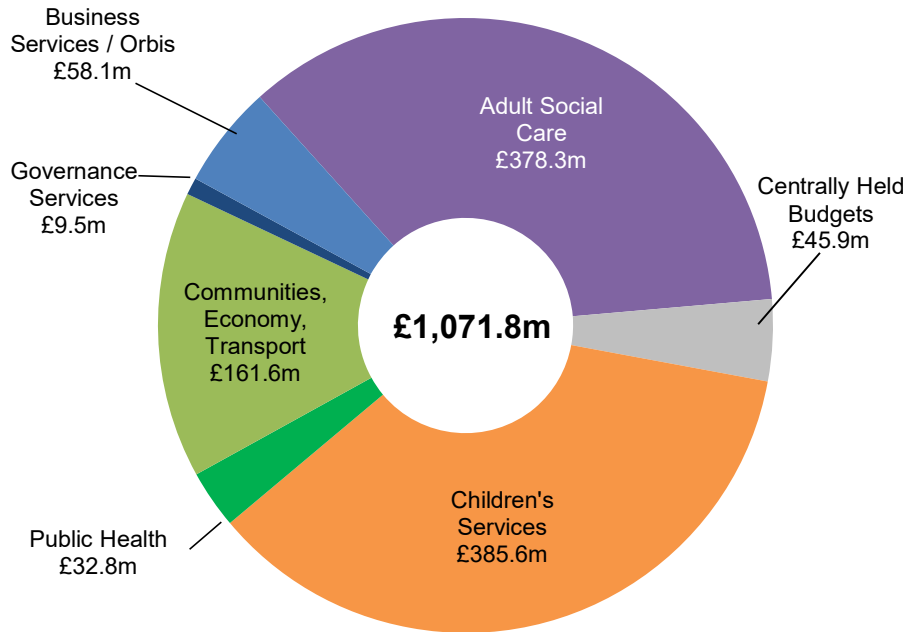


Where the money comes from (net)

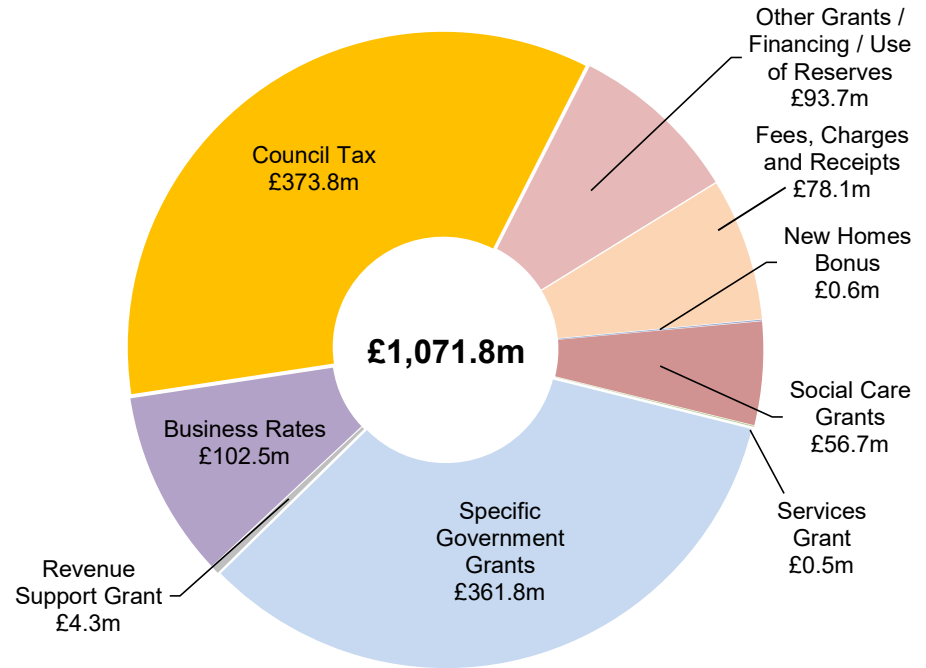




How we will spend your money (gross)



Where the money comes from (gross)



Revenue Budget Summary 2024/25 - budget changes 2023/24 to 2024/25

DRAFT

	2023/24	Additions	Reductions	2024/25 Net	Change	
	Rebased Net Budget			Budget		
	£'000	£'000	£'000	£'000	£'000	%
Adult Social Care	237,033	22,488	(17)	259,504	22,471	9.48%
Public Health	-	-	-	-	-	0.00%
Business Services / Orbis	28,991	1,117	(693)	29,415	424	1.46%
Children's Services (inc. schools)	120,303	26,214	(2,429)	144,088	23,785	19.77%
Communities, Economy & Transport	73,197	361	-	73,558	361	0.49%
Governance Services	8,314	588	-	8,902	588	7.07%
Total Departments	467,838	50,768	(3,139)	515,467	47,629	10.18%
Centrally held budgets	43,814	3,807	(10,642)	36,979	(6,835)	-15.60%
One-off Use of Reserve	-	-	(14,344)	(14,344)	(14,344)	-100.00%
Total	511,652	54,575	(28,125)	538,102	26,450	5.17%

Revenue Budget Summary 2024/25 - subjective analysis

DRAFT

Department	Employees	Premises	Transport	Supplies & Services	Transfers & Third Party Payments	Financing & Transfers to Reserves	Total Expenditure	Government Grants	Other Grants & Contributions	Fees, Charges & Receipts	Financing & Planned Use of Reserves	Total Income	Internal Recharges (exp & inc)	Net Service Expenditure
	£'000	£'000	£'000	£'000	£'000	£'000	£'000	£'000	£'000	£'000	£'000	£'000	£'000	£'000
Adult Social Care	65,003	821	647	35,829	276,059	-	378,359	(27,428)	(52,040)	(39,704)	(150)	(119,322)	467	259,504
Public Health	3,424	-	16	67	29,299	-	32,806	(31,546)	-	-	(2,764)	(34,310)	1,504	-
Business Services / Orbis	21,902	12,766	46	21,873	1,462	1	58,050	(2,197)	(7,572)	(7,562)	(935)	(18,266)	(10,369)	29,415
Children's Services	199,823	10,592	1,773	56,290	116,861	280	385,619	(285,196)	18,375	(6,387)	(1,033)	(274,241)	32,710	144,088
Communities Economy & Transport	21,091	3,877	24,822	109,226	715	1,856	161,587	(15,310)	(21,534)	(24,107)	(2,764)	(63,715)	(24,314)	73,558
Governance Services	6,740	387	42	2,293	8	-	9,470	(53)	(169)	(319)	(29)	(570)	2	8,902
Services	317,983	28,443	27,346	225,578	424,404	2,137	1,025,891	(361,730)	(62,940)	(78,079)	(7,675)	(510,424)	-	515,467
Centrally held budgets	13,414	-	-	11,597	958	19,980	45,949	(70)	-	-	(8,900)	(8,970)	-	36,979
One-off use of Reserve	-	-	-	-	-	-	-	-	-	-	(14,344)	(14,344)	-	(14,344)
Total	331,397	28,443	27,346	237,175	425,362	22,117	1,071,840	(361,800)	(62,940)	(78,079)	(30,919)	(533,738)	-	538,102

Revenue Budgets - Adult Social Care

DRAFT

2023/24		2024/25														
Rebased Net Budget	£'000	Employees	Premises	Transport	Supplies and Services	Third Party & Transfer Payments	Financing and Transfer to Reserves	Total Expenditure	Government Grants	Other Grants and Contributions	Fees, Charges & Receipts	Financing and Planned Use of Reserves	Total Income	Internal Recharges (exp & inc)	Net Service Expenditure	
		£'000	£'000	£'000	£'000	£'000	£'000	£'000	£'000	£'000	£'000	£'000	£'000	£'000	£'000	
Independent Sector - Physical, Sensory and Memory & Cognition Support																
57,735	Residential & Nursing	-	-	-	-	84,049	-	84,049	-	(35)	(20,965)	-	(21,000)	-	63,049	
7,230	Supported & Other Accommodation	-	-	-	-	7,230	-	7,230	-	-	-	-	-	-	7,230	
24,325	Home Care	-	-	-	-	28,036	-	28,036	-	-	-	-	-	-	28,036	
1,447	Day Care	-	-	-	-	1,643	-	1,643	-	-	(313)	-	(313)	142	1,472	
20,510	Direct Payments	-	-	-	-	20,510	-	20,510	-	-	-	-	-	-	20,510	
(26,908)	Other Services	500	-	-	26,628	1,940	-	29,068	(27,063)	(22,095)	-	-	(49,158)	-	(20,090)	
(10,347)	Fairer Charging *	-	-	-	-	-	-	-	-	-	(10,347)	-	(10,347)	-	(10,347)	
-	- Meals in the Community	-	-	-	-	-	-	-	-	-	-	-	-	-	-	
73,992	Subtotal	500	-	-	26,628	143,408	-	170,536	(27,063)	(22,130)	(31,625)	-	(80,818)	142	89,860	
Independent Sector - Learning Disability Support																
48,741	Residential & Nursing	-	-	-	-	57,859	-	57,859	-	-	(4,253)	-	(4,253)	-	53,606	
13,958	Supported & Other Accommodation	-	-	-	2	13,956	-	13,958	-	-	-	-	-	-	13,958	
1,512	Home Care	-	-	-	-	1,512	-	1,512	-	-	-	-	-	-	1,512	
1,811	Day Care	-	-	-	-	1,951	-	1,951	-	-	(141)	-	(141)	-	1,810	
8,302	Direct Payments	-	-	-	-	8,302	-	8,302	-	-	-	-	-	19	8,321	
1,023	Other Services	3	-	3	-	1,349	-	1,355	-	(332)	-	-	(332)	-	1,023	
(1,352)	Fairer Charging *	-	-	-	-	-	-	-	-	-	(1,352)	-	(1,352)	-	(1,352)	
73,995	Subtotal	3	-	3	2	84,929	-	84,937	-	(332)	(5,746)	-	(6,078)	19	78,878	
Independent Sector - Mental Health Support																
17,693	Residential & Nursing	-	-	-	(1)	20,392	-	20,391	-	-	165	-	165	-	20,556	
2,988	Supported & Other Accommodation	-	-	-	-	2,988	-	2,988	-	-	-	-	-	-	2,988	
477	Home Care	-	-	-	-	477	-	477	-	-	-	-	-	-	477	
36	Day Care	-	-	-	-	38	-	38	-	-	(2)	-	(2)	-	36	
1,143	Direct Payments	-	-	-	-	1,143	-	1,143	-	-	-	-	-	-	1,143	
(9,819)	Other Services	-	-	-	-	56	-	56	-	(9,875)	-	-	(9,875)	-	(9,819)	
(497)	Fairer Charging *	-	-	-	-	-	-	-	-	-	(497)	-	(497)	-	(497)	
12,021	Subtotal	-	-	-	(1)	25,094	-	25,093	-	(9,875)	(334)	-	(10,209)	-	14,884	

Revenue Budgets - Adult Social Care

DRAFT

2023/24		2024/25														
Rebased Net Budget	£'000	Employees	Premises	Transport	Supplies and Services	Third Party & Transfer Payments	Financing and Transfer to Reserves	Total Expenditure	Government Grants	Other Grants and Contributions	Fees, Charges & Receipts	Financing and Planned Use of Reserves	Total Income	Internal Recharges (exp & inc)	Net Service Expenditure	
		£'000	£'000	£'000	£'000	£'000	£'000	£'000	£'000	£'000	£'000	£'000	£'000	£'000	£'000	
Adult Operations																
30,154	Assessment & Care Management	30,780	148	174	684	931	-	32,717	(54)	(2,263)	(142)	-	(2,459)	137	30,395	
11,686	Directly Provided Services - Older People	12,636	242	316	621	2,320	-	16,135	-	(4,268)	(327)	-	(4,595)	208	11,748	
8,185	Directly Provided Services - Learning Disability	7,852	213	64	818	-	-	8,947	-	(12)	(575)	-	(587)	357	8,717	
50,025	Subtotal	51,268	603	554	2,123	3,251	-	57,799	(54)	(6,543)	(1,044)	-	(7,641)	702	50,860	
Strategy, Commissioning and Supply Management																
5,136	Commissioners, Commissioned Services and Supply Management	5,728	215	25	79	4,305	-	10,352	-	(4,355)	-	-	(4,355)	4	6,001	
5,834	Supporting People	-	3	-	-	6,211	-	6,214	-	(380)	-	-	(380)	-	5,834	
4,174	Equipment & Assistive Technology	170	-	-	4,870	3,306	-	8,346	-	(3,388)	(850)	-	(4,238)	-	4,108	
701	Carers	1,212	-	50	12	2,184	-	3,458	-	(2,764)	-	-	(2,764)	-	694	
-	- Mental Health Commissioned Services	-	-	-	-	-	-	-	-	-	-	-	-	-	-	
15,845	Subtotal	7,110	218	75	4,961	16,006	-	28,370	-	(10,887)	(850)	-	(11,737)	4	16,637	
6,305	Planning, Performance and Engagement	5,060	-	12	442	1,827	-	7,341	(311)	(608)	(105)	-	(1,024)	-	6,317	
3,703	Service Strategy (including Director & support)	436	-	1	1,649	102	-	2,188	-	(1,156)	-	(150)	(1,306)	-	882	
1,147	Safer Communities	626	-	2	25	1,442	-	2,095	-	(509)	-	-	(509)	(400)	1,186	
237,033	Total	65,003	821	647	35,829	276,059	-	378,359	(27,428)	(52,040)	(39,704)	(150)	(119,322)	467	259,504	

* Fairer Charging is income from clients for non residential/nursing services. This represents contributions towards packages of care that may include a combination of Supported Accommodation, Home Care, Day Care, Direct Payments or Other Services.

Main changes between years	£'000
Rebased Net Budget 2023/24	237,033
Growth / Pressures	3,882
Inflation	18,606
Savings	-
Pay award	-
Tfrs between depts	(17)
Departmental Estimate 2024/25	259,504

Revenue Budgets - Public Health

DRAFT

2023/24		2024/25													
Rebased Net Budget		Employees	Premises	Transport	Supplies & Services	Transfers & Third Party Payments	Financing & Transfers to Reserves	Total Expenditure	Government Grants	Other Grants & Contributions	Fees, Charges & Receipts	Financing & Planned Use of Reserves	Total Income	Internal Recharges (exp & inc)	Net Service Expenditure
£'000		£'000	£'000	£'000	£'000	£'000	£'000	£'000	£'000	£'000	£'000	£'000	£'000	£'000	£'000
11,418	Mental Health and Best Start	-	-	-	-	10,975	-	10,975	-	-	-	-	-	400	11,375
10,668	Risky Behaviours and Threats to Health	43	-	-	15	11,338	-	11,396	(1,350)	-	-	-	(1,350)	622	10,668
3,605	Health Systems	-	-	-	10	3,863	-	3,873	-	-	-	-	-	-	3,873
1,008	Communities	-	-	-	-	1,240	-	1,240	-	-	-	-	-	-	1,240
(26,699)	Central Support	3,381	-	16	42	1,883	-	5,322	(30,196)	-	-	(2,764)	(32,960)	482	(27,156)
-	Total	3,424	-	16	67	29,299	-	32,806	(31,546)	-	-	(2,764)	(34,310)	1,504	-

Main changes between years	£'000
Rebased Net Budget 2023/24	
Growth / Pressures	
Inflation	
Savings	
Pay award	
Tfrs between depts	
Departmental Estimate 2024/25	-

Revenue Budgets - Business Services / Orbis

DRAFT

2023/24		2024/25													
Rebased Net Budget		Employees	Premises	Transport	Supplies & Services	Transfers & Third Party Payments	Financing & Transfers to Reserves	Total Expenditure	Government Grants	Other Grants & Contributions	Fees, Charges & Receipts	Financing & Planned Use of Reserves	Total Income	Internal Recharges (exp & inc)	Net Service Expenditure
£'000		£'000	£'000	£'000	£'000	£'000	£'000	£'000	£'000	£'000	£'000	£'000	£'000	£'000	£'000
5,795	Finance	8,603	618	4	3,499	16	-	12,740	(233)	(2,697)	(592)	(843)	(4,365)	(2,122)	6,253
8,215	IT & Digital	7,012	106	3	5,568	-	-	12,689	(121)	(1,047)	(1,054)	(54)	(2,276)	(1,857)	8,556
2,150	HR & Organisational Development	2,843	-	2	450	(38)	1	3,258	(61)	-	(637)	(38)	(736)	(371)	2,151
(100)	Procurement	-	-	-	-	-	-	-	-	(100)	-	-	(100)	-	(100)
9,001	Property	3,444	12,042	37	8,606	1,484	-	25,613	(1,782)	(3,728)	(5,279)	-	(10,789)	(6,019)	8,805
3,930	Contribution to Orbis Partnership	-	-	-	3,750	-	-	3,750	-	-	-	-	-	-	3,750
28,991	Total	21,902	12,766	46	21,873	1,462	1	58,050	(2,197)	(7,572)	(7,562)	(935)	(18,266)	(10,369)	29,415

Main changes between years	£000
Rebased Net Budget 2023/24	28,991
Growth / Pressures	763
Inflation	328
Savings	(693)
Pay award	
Tfrs between depts	26
Departmental Estimate 2024/25	29,415

Revenue Budgets - Children's Services

DRAFT

2023/24		2024/25													
Rebased Net Budget	Employees	Premises	Transport	Supplies & Services	Transfers & Third Party Payments	Financing & Transfers to Reserves	Total Expenditure	Government Grants	Other Grants & Contributions	Fees, Charges & Receipts	Financing & Planned Use of Reserves	Total Income	Internal Recharges (exp & inc)	Net Service Expenditure	
£'000	£'000	£'000	£'000	£'000	£'000	£'000	£'000	£'000	£'000	£'000	£'000	£'000	£'000	£'000	
Early Help & Social Care															
1,257	Policy Support & Commissioned Services	508	-	4	46	660	-	1,218	-	(90)	(76)	-	(166)	206	1,258
8,230	Early Help Keywork and Children's Centres	6,341	325	161	285	204	-	7,316	-	(1,475)	(55)	-	(1,530)	24	5,810
22,313	Locality Social Work & Family Assessment	13,801	-	284	508	11,039	-	25,632	(800)	(200)	-	-	(1,000)	(13)	24,619
45,939	Looked After Children	19,359	287	564	843	52,993	280	74,326	(1,655)	(244)	(4,426)	-	(6,325)	278	68,279
3,890	Other Children & Families	3,550	20	85	872	4,383	-	8,910	(2,920)	(781)	-	(654)	(4,355)	(746)	3,809
862	Youth Justice	1,579	27	31	29	53	-	1,719	(583)	(281)	-	-	(864)	7	862
82,491	Subtotal	45,138	659	1,129	2,583	69,332	280	119,121	(5,958)	(3,071)	(4,557)	(654)	(14,240)	(244)	104,637
Education															
4,052	Inclusion and Special Educational Needs	15,803	18	240	8,985	42,251	-	67,297	(60,374)	(1,929)	(632)	-	(62,935)	(347)	4,015
5,133	Standards & Learning Effectiveness	9,339	-	148	28,756	2,667	-	40,910	(35,480)	(1,914)	(381)	(39)	(37,814)	2,054	5,150
215	Other Education	214	-	-	7	-	-	221	(6)	-	-	-	(6)	-	215
9,400	Subtotal	25,356	18	388	37,748	44,918	-	108,428	(95,860)	(3,843)	(1,013)	(39)	(100,755)	1,707	9,380
1,297	Adoption South East	1,232	-	37	255	-	-	1,524	-	(228)	-	-	(228)	-	1,296
-	Schools	118,537	9,875	153	14,055	2,508	-	145,128	(179,164)	26,078	-	(200)	(153,286)	8,158	-
Management & Support															
21,966	Admissions & Transport	629	-	7	146	5	-	787	(1,274)	-	(36)	(140)	(1,450)	23,767	23,104
3,220	Management & Support	6,977	40	35	1,374	90	-	8,516	(2,940)	(441)	(773)	-	(4,154)	(696)	3,666
1,929	Safeguarding	1,954	-	24	129	8	-	2,115	-	(120)	(8)	-	(128)	18	2,005
27,115	Subtotal	9,560	40	66	1,649	103	-	11,418	(4,214)	(561)	(817)	(140)	(5,732)	23,089	28,775
120,303	Total	199,823	10,592	1,773	56,290	116,861	280	385,619	(285,196)	18,375	(6,387)	(1,033)	(274,241)	32,710	144,088

Main changes between years	£'000
Rebased Net Budget 2023/24	120,303
Growth / Pressures	21,523
Inflation	4,691
Savings	-
Pay award	-
Tfirs between depts	(9)
Other	(2,420)
Departmental Estimate 2024/25	144,088

Revenue Budgets - Communities, Economy & Transport

DRAFT

2023/24		2024/25														
Rebased Net Budget		Employees	Premises	Transport	Supplies and Services	Third Party & Transfer Payments	Financing and Transfer to Reserves	Total Expenditure	Government Grants	Other Grants and Contributions	Fees, Charges & Receipts	Financing and Planned Use of Reserves	Total Income	Internal Recharges (exp & inc)	Net Service Expenditure	
£'000		£'000	£'000	£'000	£'000	£'000	£'000	£'000	£'000	£'000	£'000	£'000	£'000	£'000	£'000	
Community Services																
662	Archives	453	643	1	791	-	-	1,888	-	(1,110)	(144)	-	(1,254)	29	663	
877	Road Safety	1,112	11	29	146	-	-	1,298	(217)	(90)	(76)	-	(383)	-	915	
1,089	Trading Standards	1,054	-	9	109	-	-	1,172	-	-	(40)	(44)	(84)	1	1,089	
107	Travellers Sites	236	96	5	14	-	-	351	-	(114)	(135)	-	(249)	5	107	
277	Emergency Planning	457	-	3	14	-	-	474	-	(196)	(1)	-	(197)	-	277	
3,012	Subtotal	3,312	750	47	1,074	-	-	5,183	(217)	(1,510)	(396)	(44)	(2,167)	35	3,051	
Customer, Library & Registration Services																
4,187	Libraries	3,144	659	40	1,019	-	3	4,865	(202)	(97)	(301)	-	(600)	(79)	4,186	
292	Records	148	177	-	41	-	-	366	-	-	(17)	-	(17)	3	352	
319	Customer Care	361	-	1	7	-	-	369	-	-	-	(4)	(4)	-	365	
(94)	Registration	1,542	94	21	67	-	-	1,724	-	(5)	(1,891)	-	(1,896)	18	(154)	
4,704	Subtotal	5,195	930	62	1,134	-	3	7,324	(202)	(102)	(2,209)	(4)	(2,517)	(58)	4,749	
Transport & Operational Services																
8,808	Passenger Services	288	-	-	17,945	-	-	18,233	(6,970)	(285)	(102)	(44)	(7,401)	(2,489)	8,343	
-	Home to School and ASC Transport	110	-	23,987	527	-	-	24,624	(5)	(650)	(63)	-	(718)	(23,906)	-	
(265)	Parking	986	-	2	3,608	-	371	4,967	-	(317)	(7,539)	(269)	(8,125)	2,894	(264)	
32,234	Waste Disposal	409	486	12	60,390	273	-	61,570	(2,996)	(16,624)	(6,993)	(1,600)	(28,213)	2	33,359	
831	Rights of Way/Countryside Management	891	31	24	199	3	-	1,148	(43)	(89)	(194)	-	(326)	11	833	
565	Other Transport & Operational Services	1,044	25	634	144	-	32	1,879	-	-	(200)	(133)	(333)	(950)	596	
42,173	Subtotal	3,728	542	24,659	82,813	276	403	112,421	(10,014)	(17,965)	(15,091)	(2,046)	(45,116)	(24,438)	42,867	

Revenue Budgets - Communities, Economy & Transport

DRAFT

2023/24		2024/25														
Rebased Net Budget		Employees	Premises	Transport	Supplies and Services	Third Party & Transfer Payments	Financing and Transfer to Reserves	Total Expenditure	Government Grants	Other Grants and Contributions	Fees, Charges & Receipts	Financing and Planned Use of Reserves	Total Income	Internal Recharges (exp & inc)	Net Service Expenditure	
£'000		£'000	£'000	£'000	£'000	£'000	£'000	£'000	£'000	£'000	£'000	£'000	£'000	£'000	£'000	
Highways																
1,424	Contract Management	932	-	10	612	-	-	1,554	-	-	-	(19)	(19)	15	1,550	
15,451	Contract Costs (fixed and reactive)	-	1,423	-	17,736	-	-	19,159	-	(147)	(4,635)	-	(4,782)	-	14,377	
621	Non Contract Works	-	79	-	513	187	-	779	-	(114)	(25)	-	(139)	-	640	
17,496	Subtotal	932	1,502	10	18,861	187	-	21,492	-	(261)	(4,660)	(19)	(4,940)	15	16,567	
Planning & Environment																
252	Environment	844	70	2	62	-	-	978	(93)	-	(239)	(386)	(718)	(9)	251	
848	Planning	1,749	-	15	332	-	-	2,096	-	(20)	(1,109)	(40)	(1,169)	12	939	
-	- High Weald	634	26	5	1,978	-	-	2,643	(2,065)	(571)	(43)	-	(2,679)	35	(1)	
1,100	Subtotal	3,227	96	22	2,372	-	-	5,717	(2,158)	(591)	(1,391)	(426)	(4,566)	38	1,189	
1,704	Economic Development Skills and Growth	2,076	57	13	1,351	225	-	3,722	(654)	(481)	(360)	(225)	(1,720)	128	2,130	
3,008	Management & Support	2,621	-	9	1,621	27	1,450	5,728	(2,065)	(624)	-	-	(2,689)	(34)	3,005	
73,197	Total	21,091	3,877	24,822	109,226	715	1,856	161,587	(15,310)	(21,534)	(24,107)	(2,764)	(63,715)	(24,314)	73,558	

Main changes between years	£'000
Rebased Net Budget 2023/24	73,197
Growth / Pressures	(4,278)
Inflation	4,639
Savings	-
Pay award	-
Tfrs between depts	-
Departmental Estimate 2024/25	73,558

Revenue Budgets - Governance Services

DRAFT

2023/24		2024/25													
Rebased Net Budget		Employees	Premises	Transport	Supplies & Services	Transfers & Third Party Payments	Financing & Transfers to Reserves	Total Expenditure	Government Grants	Other Grants & Contributions	Fees, Charges & Receipts	Financing & Planned Use of Reserves	Total Income	Internal Recharges (exp & inc)	Net Service Expenditure
£'000		£'000	£'000	£'000	£'000	£'000	£'000	£'000	£'000	£'000	£'000	£'000	£'000	£'000	£'000
2,727	Corporate Governance	1,664	3	23	1,160	8	-	2,858	-	(76)	(37)	-	(113)	4	2,749
	Corporate Support														
1,211	Communications	1,270	-	2	70	-	-	1,342	(53)	(47)	(1)	(29)	(130)	(2)	1,210
2,187	Legal	2,324	-	10	134	-	-	2,468	-	-	(281)	-	(281)	-	2,187
3,398	Subtotal	3,594	-	12	204	-	-	3,810	(53)	(47)	(282)	(29)	(411)	(2)	3,397
	Community Services														
1,439	Coroners	879	384	4	624	-	-	1,891	-	(2)	-	-	(2)	-	1,889
-	- Third Sector	-	-	-	-	-	-	-	-	-	-	-	-	-	-
1,439	Subtotal	879	384	4	624	-	-	1,891	-	(2)	-	-	(2)	-	1,889
750	Senior Management & Organisational Development	603	-	3	305	-	-	911	-	(44)	-	-	(44)	-	867
8,314	Total	6,740	387	42	2,293	8	-	9,470	(53)	(169)	(319)	(29)	(570)	2	8,902

Main changes between years	£'000
Rebased Net Budget 2023/24	8,314
Growth / Pressures	567
Inflation	21
Savings	-
Pay award	-
Tfrs between depts	-
Departmental Estimate 2024/25	8,902

Introduction

The planned capital programme supports the Council's Capital Strategy to 2044/45. It comprises targeted basic need investment that supports services in the delivery of priority outcomes and is supported by a planned programme to 2033/34. It includes providing for essential school places, investments in roads and transport infrastructure, support for climate change initiatives, enhancing the life of existing assets and ensuring they are fit for purpose, as well as support for strategic investment.

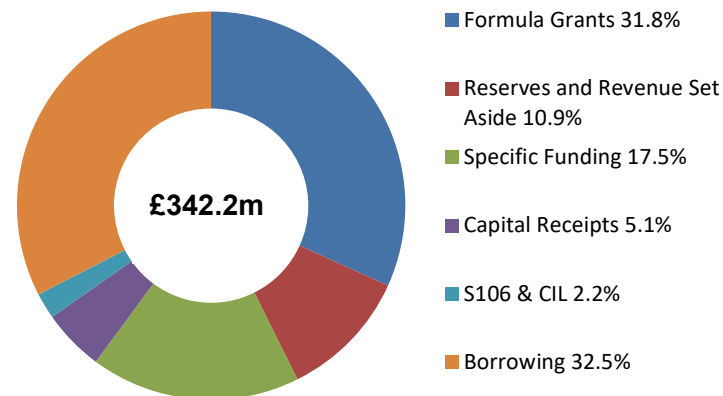
The proposed programme includes:

- Improvements to roads and transport infrastructure, to reflect the importance we place on our road network and its role in providing connectivity for our businesses and communities.
- Investment to support essential works to highway structures and to address a backlog of life-expired street lighting columns.
- Providing necessary school places and school access initiatives, safeguarding and temporary accommodation.
- Investment for important additional school places for pupils with Special Educational Needs and Disabilities (SEND).
- Investment to support the Council's commitment of carbon neutrality by 2050 at the latest.
- Capital Building Improvements and energy saving measures;
- Essential Libraries work to keep libraries in their current condition and stop them from deteriorating;
- Support of Economic Growth and Strategic Infrastructure investment.
- Supported accommodation and improvements

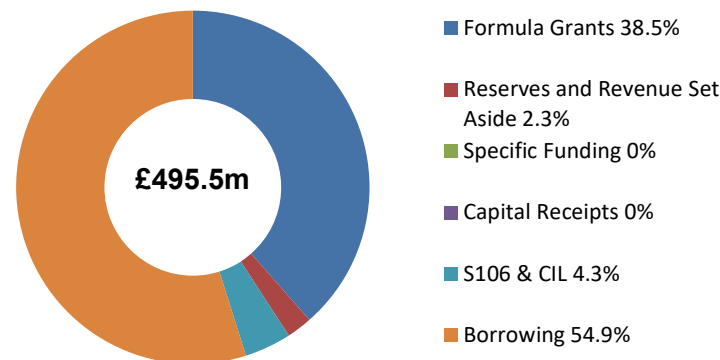
An estimated 36% (£299.5m) will be funded from Government grants, with 11% (£88.4m) funded from scheme-specific income, requiring the remaining 53% (£449.8m) funded locally through borrowing, capital receipts and use of reserves set aside for a specific purpose.

Total Programme of £724.9m comprising:

MTFP Programme to 2026/27



Programme 2027/28 to 2033/34



Capital programme - current programme and resources

Capital Programme	2022/23	2023/24	2024/25	2025/26	2022-26	2026/27	2027/28	2028/29	2029/30	2030/31	2031/32	2032/33	Remaining Budget Total
	MTFP Period				Programme Total								
	£'000	£'000	£'000	£'000	£'000	£'000	£'000	£'000	£'000	£'000	£'000	£'000	£'000
Adult Social Care	1,259	3,381	1,677	72	6,389								6,389
Business Services	21,162	30,160	20,811	18,507	90,640	25,515	40,020	25,053	18,680	29,318	19,149	15,477	263,852
Children's Services	1,215	1,936	2,085	2,158	7,394	774							8,168
Communities, Economy & Transport	56,503	61,213	73,555	46,479	237,750	46,044	47,570	47,594	43,912	44,746	45,607	46,090	559,313
Gross Expenditure by Department	80,139	96,690	98,128	67,216	342,173	72,333	87,590	72,647	62,592	74,064	64,756	61,567	837,722
Section 106 and CIL	(1,607)	(3,189)	(1,873)	(754)	(7,423)	(2,512)	(25)	(25)	(25)	(25)			(10,035)
Other Specific Funding	(9,215)	(27,283)	(21,403)	(1,855)	(59,756)								(59,756)
Net Expenditure	69,317	66,218	74,852	64,607	274,994	69,821	87,565	72,622	62,567	74,039	64,756	61,567	767,931
Current Funding Assumptions	2022/23	2023/24	2024/25	2025/26	2022-26	2026-33	Total						
	MTFP Period				Programme Total	Programme Total	Resource						
	£'000	£'000	£'000	£'000	£'000	£'000	£'000						
Capital Receipts	817	7,061	9,753	-	17,631		17,631						
Formula Grants	32,502	23,916	26,223	26,023	108,664	190,866	299,530						
Section 106 and CIL Target						18,588	18,588						
Recycled Loans	80	300	300	300	980	770	1,750						
Reserves and revenue set aside	18,899	2,798	6,409	8,207	36,313	10,828	47,141						
Borrowing	17,019	32,143	32,167	30,077	111,406	271,885	383,291						
	69,317	66,218	74,852	64,607	274,994	492,937	767,931						

Capital programme - Adult Social Care

DRAFT

Adult Social Care	2023/24	2024/25	2025/26	2026/27	2027/28	2028/29	2029/30	2030/31	2031/32	2032/33	2033/34	Budget Total
	MTFP Period											
	£'000	£'000	£'000	£'000	£'000	£'000	£'000	£'000	£'000	£'000	£'000	£'000
Specific Projects:												
Greenacres	9	131										140
Learning Disability Supported Living Scheme	1,200	3,200	1,627	22								6,049
House Adaptations	50	50	50	50								200
Gross Expenditure	1,259	3,381	1,677	72	0	0	0	0	0	0	0	6,389
S106 & CIL												
Other Specific Funding	(881)	(3,331)	(1,627)	(22)								(5,861)
Net Expenditure	378	50	50	50	0	0	0	0	0	0	0	528

Capital programme - Business Services

DRAFT

Business Services	2023/24	2024/25	2025/26	2026/27	2027/28	2028/29	2029/30	2030/31	2031/32	2032/33	2033/34	Budget Total
	MTFP Period											
	£'000	£'000	£'000	£'000	£'000	£'000	£'000	£'000	£'000	£'000	£'000	£'000
Target led basic need:												
Schools Basic Need (delivered on behalf of CSD)	2,066	643	460	460	5,941	24,059	9,436	5,009	11,972	3,498	694	64,238
Special Educational Needs	1,114	825	300	300	1,000							3,539
Special Educational Needs – Additional Places	150	5,272	8,000	5,000	429							18,851
Capital Building Improvements (Schools)	4,218	5,575	4,182	3,982	3,982	3,982	3,982	3,982	3,982	3,982	3,982	45,831
Capital Building Improvements (Corporate)	3,509	4,640	4,000	4,000	4,000	4,000	4,000	4,000	4,000	4,000	4,000	44,149
IT & Digital Strategy Implementation	4,055	6,717	3,869	4,765	10,163	7,979	7,635	5,689	9,364	7,669	6,801	74,706
Specific Projects:												
Lansdowne Secure Unit Phase 2	65											65
Energy Efficiency - SALIX scheme	350	350										700
Disability Children's Homes	716	24										740
Westfield Lane (delivered on behalf of CSD)	53											53
Youth Investment Fund	1,510	6,114										
IT & Digital Strategy implementation (MBOS)	3,332											3,332
IT & Digital - Utilising Automation	24											24
Gross Expenditure	21,162	30,160	20,811	18,507	25,515	40,020	25,053	18,680	29,318	19,149	15,477	256,228
S106 & CIL	(958)	(548)			(1,910)							(3,416)
Other Specific Funding	(1,925)	(6,464)										(8,389)
Net Expenditure	18,279	23,148	20,811	18,507	23,605	40,020	25,053	18,680	29,318	19,149	15,477	244,423

Capital programme - Children's Services

DRAFT

Children's Services	2023/24	2024/25	2025/26	2026/27	2027/28	2028/29	2029/30	2030/31	2031/32	2032/33	2033/34	Budget Total
	MTFP Period											
	£'000	£'000	£'000	£'000	£'000	£'000	£'000	£'000	£'000	£'000	£'000	£'000
Target led basic need:												
Schools Delegated Capital	1,150	1,150	1,150	1,150								4,600
Specific Projects:												
House Adaptations	50	50	50	50								200
Conquest Centre redevelopment	15											15
Children's Services Essential System Developments		736	885	958	774							3,353
Gross Expenditure	1,215	1,936	2,085	2,158	774	0	0	0	0	0	0	8,168
S106 & CIL Other Specific Funding	(1,150)	(1,150)	(1,150)	(1,150)								(4,600)
Net Expenditure	65	786	935	1,008	774	0	0	0	0	0	0	3,568

Communities, Economy & Transport	2023/24	2024/25	2025/26	2026/27	2027/28	2028/29	2029/30	2030/31	2031/32	2032/33	2033/34	Budget Total
	MTFP Period											
	£'000	£'000	£'000	£'000	£'000	£'000	£'000	£'000	£'000	£'000	£'000	£'000
Target led basic need:												
Highways Structural Maintenance	35,893	21,688	22,246	22,819	32,012	32,622	33,249	33,895	34,561	35,247	35,953	340,185
Bridge Assessment Strengthening	2,740	7,160	2,901	2,901	1,830	1,885	1,942	2,000	2,060	2,122	2,186	29,727
Rights of Way Surface Repairs and Bridge Replacement Programme	552	588	625	662	702	744	789	836	886	939	590	7,913
Street Lighting and Traffic Signals (life expired)	2,000	3,985	3,988	3,429	1,041	1,095	1,135	1,192	1,250	1,310	1,372	21,797
Specific Projects:												
Broadband	160	100	5,257									5,517
Street Lighting and Traffic Signals - SALIX scheme	219											219
Climate Emergency Works	3,095	3,690	4,206	4,137	3,166	3,501	3,588					25,383
Flood & Coastal Resilience Innovation Programme	885	988	989	683								3,545
Bexhill & Hastings Link Road Complementary Measures	100	89										189
Community Match Fund	95	379										474
Economic Growth & Strategic Infrastructure Programme												
Economic Intervention Fund - Grants	75	300	300	300	300	300	283					1,858
Economic Intervention Fund - Loans	80	300	300	300	300	300	170					1,750
Stalled Sites	13	50	50	50	50	57						270
EDS Upgrading Empty Commercial Property				7								7
Other Integrated Transport Schemes	2,802	2,500	6,087	9,087	6,014	5,919	5,919	5,919	5,919	5,919	5,919	62,004
Integrated Transport Schemes - A22 Corridor Package	100											100
Visually Better Roads	1,293											1,293
Gypsy and Traveller Site Refurbishment		70	70	70	70	70	70	70	70	70	70	700
The Keep	228	26		85	110	628						1,077
Library Refurbishment	580	727	449	449	449	449	449					3,552
Peacehaven Library Refurbishment & Conversion		27										27
Community Road Safety Interventions	206	516										722

Communities, Economy & Transport	2023/24	2024/25	2025/26	2026/27	2027/28	2028/29	2029/30	2030/31	2031/32	2032/33	2033/34	Budget Total
	MTFP Period											
	£'000	£'000	£'000	£'000	£'000	£'000	£'000	£'000	£'000	£'000	£'000	£'000
Newhaven Port Access Road	28	266	500									794
Real Time Passenger Information	70	94	61									225
Passenger Services Software	26											26
Bus Service Improvement Plan	2,545	9,380	10,000									21,925
Lewes Bus Station Replacement	4											4
Queensway Depot Development (Formerly Eastern)	104		2,900	1,500								4,504
Exceat Bridge	1,259	4,673	920									6,852
Area-wide Traffic Management Scheme - Schools Streets	64	136										200
Area-wide Traffic Management Scheme - Eastbourne Liveable Town Centre	37	237										274
Local Enterprise Funded Schemes												
Eastbourne Town Centre Phase 2	900	1,500	6,796									9,196
Eastbourne/South Wealden Walking & Cycling Package	79	1,000	1,328									2,407
Hailsham/Polegate/Eastbourne Movement & Access Corridor	350	44										394
Hastings & Bexhill Movement & Access Package	-79	700	3,582									4,203
Gross Expenditure	56,503	61,213	73,555	46,479	46,044	47,570	47,594	43,912	44,746	45,607	46,090	559,313
S106 & CIL	(649)	(2,641)	(1,873)	(754)	(602)	(25)	(25)	(25)	(25)			(6,619)
Other Specific Funding	(5,259)	(16,338)	(18,626)	(683)								(40,906)
Net Expenditure	50,595	42,234	53,056	45,042	45,442	47,545	47,569	43,887	44,721	45,607	46,090	511,788

Reserve Balances

DRAFT

	Anticipated Balance 31st Mar 2024 £'000	Net planned Movements 2024/25 £'000	Anticipated Balance 31st Mar 2025 £'000	Estimated Balance 31st Mar 2028 £'000
Held on behalf of others or statutorily ringfenced				
Balances held by Schools	20,082		20,082	20,082
Extended Schools	1,438		1,438	1,438
Schools Supply Teacher Insurance	222		222	0
Schools	21,742	0	21,742	21,520
Public Health	6,108	(1,381)	4,727	6,538
High Weald	229		229	229
Car Parking	2,670	(74)	2,596	2,598
ACRES (Adult College of Rural East Sussex)	422		422	422
Lewes Athletics Track	11		11	11
The Keep - Archive Service	377	(26)	351	368
Sussex Air Quality Partnership	24		24	0
EU Exit Funding	427		427	427
IT&D Partnerships	296	(54)	242	0
Subtotal held on behalf of others or statutorily ringfenced	32,306	(1,535)	30,771	32,113
Service-Specific Reserves:				
Corporate Waste	19,443	(1,600)	17,843	8,867
Capital Programme	9,364	17	9,381	483
Insurance Risk	7,495		7,495	7,314
Adult Social Care Reform	3,099		3,099	0
Total Named Service Reserves	39,401	(1,583)	37,818	16,664
Strategic Reserves:				
Priority Outcomes and Transformation reserve: to fund the transformation programme to change, protect and improve Council services	5,924	(289)	5,635	5,602
Financial Management reserve: to manage the potential financial consequences of risks recognised in the Council's risk management arrangements and the CFO's robustness statement, and to enable the effective management of the medium-term financial strategy and investment strategy	31,766	(15,098)	16,668	19,440
Total Strategic Reserves	37,690	(15,387)	22,303	25,042
General Fund	10,000	0	10,000	10,000
Total Reserves	119,397	(18,505)	100,892	83,819

This table provides a summary of planned movements in and out of the individual reserves over the financial year 2024/25, plus estimated balances by March

Explanation of key terms

Balances

A working balance is needed so that payments can be made before income is received, and as a cushion against unexpected expenditure during the year.

Band D Property

Property band commonly used to specify the average council tax. The band includes property values between £68,001 and £88,000 (as at 1st

Budget

An expression mainly in financial terms of the Council's policy for a specific period.

Business Rates

A charge on commercial and industrial buildings fixed by the Government and collected by District and Borough Councils. As of 2013/14 a proportion is retained and shared locally amongst authorities (including Fire & Rescue), rather than going to the Government for redistribution on a national basis. That part of business rates going to Government is redistributed as "Top-Up" grant, where local need is assessed as greater than the share of business rates retained locally. All County Councils are "Top-Up" authorities, receiving only a small share of business rates.

Depreciation

Amounts charged to services revenue for the use of assets/infrastructure.

Capital Expenditure / Capital Programme

Expenditure on the acquisition of assets, or which adds to rather than maintains the value of existing assets. It is financed mainly from borrowing and charged to the revenue account over a number of years.

Capital Financing

Capital expenditure is financed by loans, Government grants, external contributions (e.g. developers' contributions to specific schemes) contribution from the revenue account, and proceeds from the sale of assets. The revenue budget bears the cost of direct revenue contributions, together with interest and the provision for repayments of these loans.

Capital Receipts

Income received from the sale of capital assets, together with specific contributions, including Government grants, towards capital expenditure.

Contingency

A sum set aside to meet future pay and price rises over and above provision made in departmental budgets.

Council Tax Requirement

This is an amount calculated, in advance of each year, by each billing authority (e.g. Lewes District Council) and by each major precepting authority, (e.g. East Sussex County Council). It is the amount of revenue to be met from Council Tax, and is equivalent to an authority's Band D Council Tax multiplied by its council tax base.

Dedicated Schools Grant (DSG)

A major ring-fenced government specific grant, introduced in 2006/07, which provides funding for schools and schools-related expenditure.

Earmarked Reserves

Reserves which are set aside for specific purposes.

Government Grants

Contributions by central Government towards either the revenue or capital cost of local authority services.

Levies

A contribution which the County Council is required to make towards the costs of Ashdown Forest Conservators, Environment Agency (for flood defence) and Sussex Inshore Fisheries and Conservation Authority.

Net Budget Requirement

The total expenditure (after deduction of income) that the Council can finance from the aggregation of Revenue Support Grant, Business Rates and Council Tax.

New Homes Bonus

A government grant which is aimed at encouraging local authorities to increase the number of homes in their area.

Precept

The income which the Council requires a District or Borough Council to raise on its behalf from Council Tax.

Provisions and Reserves

Provisions are made from liabilities and losses which are likely or certain to be incurred but the amount or dates on which they will arise cannot be determined accurately. Internal reserves are set aside to finance future expenditure for purposes falling outside the definition of provisions.

Revenue Expenditure

Expenditure that the Council incurs on the day-to-day costs of providing services including principally on pay, running costs of buildings, equipment, third party payments and capital financing costs.

Revenue Support Grant (RSG)

Additional funding received from central government, outside that received through the business rates retention scheme.

Slippage

Actual capital payments or income, spent or received in a year different to that planned in the capital programme.

Specific and Special Grants

Grants paid by central Government for specific services and allocated to local authorities according to specific policies criteria.

Supported Borrowing

The level of borrowing that the Government will support via grant towards interest and principal repayments.

Tax Base

All domestic properties are placed in one of eight valuation bands. The council tax base is calculated according to Government regulations to assess, by proportion, the equivalent number of Band D properties. The County's net expenditure is divided by this number to give the council tax levy.

Third Party Payments

Payments made to agencies and contracted service providers, e.g. payments to private sector nursing homes.

Transfer Payments

Money paid by a local authority to an individual specifically to enable them to pay someone else e.g. awards paid to students to enable them to pay fees.